



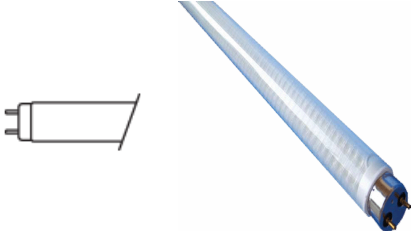
	<p>MR16's are commonly used in product displays and side projectors.</p>
	<p>GU10's are commonly used as spotlights and mounted in ceilings.</p>
	<p>E14/SES are common with decorative wall lights and chandeliers.</p>
	<p>E27/ES is the most popular light fitting, common in wall lights and hanging lights.</p>
	<p>B22/BC is the standard light fitting for the UK and most commonwealth countries.</p>
	<p>Tubes are good for use in commercial and educational environments, illuminating large places.</p>